

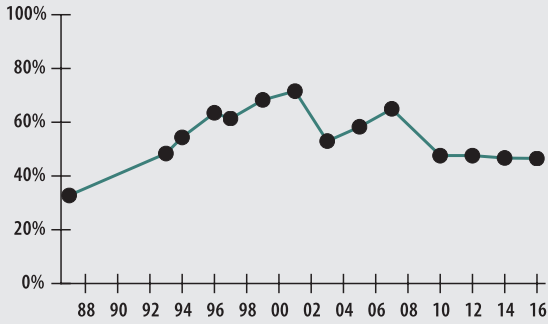
# Quincy

1245 Hancock Street  
Suite 39  
Quincy, MA 02169  
Phone 617-376-1075  
Fax 617-376-1149

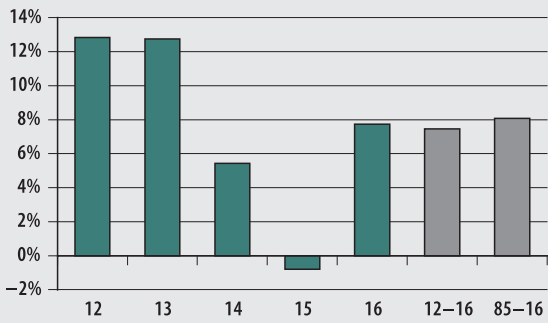
**Board Members**  
George F. McCray (Chairperson),  
Leo Coppens, Richard D. Fitzpatrick,  
Robert E. Foy III, Susan M. O'Connor

**Board Administrator**  
Edward J. Masterson  
**Board Meeting**  
Varies

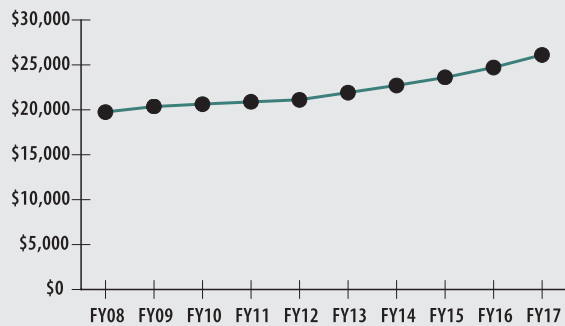
## FUNDED RATIO (1987-2016)



## INVESTMENT RETURN (2012-2016, 5 YEAR AND 32 YEAR AVERAGES)



## 10-YEAR HISTORY OF APPROPRIATIONS (IN THOUSANDS)



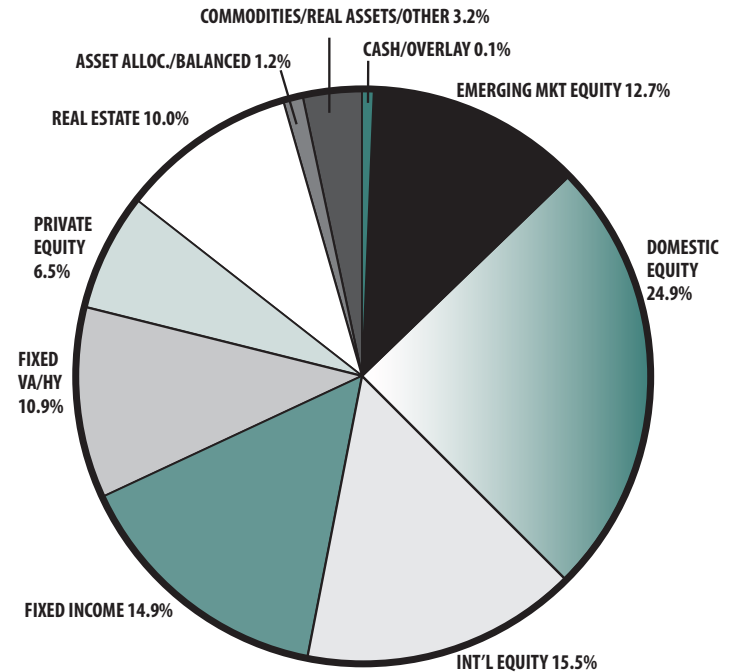
## INVESTMENT RETURN HISTORY

<u>32 years 2016</u>	<u>31 years 2015</u>	<u>30 years 2014</u>
8.08%	8.09%	8.40%
<u>10 years 2016</u>	<u>10 years 2015</u>	<u>10 years 2014</u>
4.42%	4.94%	5.84%
<u>5 years 2016</u>	<u>5 years 2015</u>	<u>5 years 2014</u>
7.47%	5.97%	8.71%

## ACTUARIAL

▶ Funded Ratio	46.8%	
▶ Date of Last Valuation	01/16	
▶ Actuary	Stone Consulting	
▶ Assumed Rate of Return	7.75%	
▶ Funding Schedule	Varies Total Increasing	
▶ Year Fully Funded	2036	
▶ Unfunded Liability	\$359.1 M	
▶ Total Pension Appropriation (Fiscal 2017)	\$26.1 M	
	<b>ACTIVE</b>	<b>RETIRED</b>
▶ Number of Members	1,416	1,520
▶ Total Payroll/Benefit	\$88.1 M	\$43.1 M
▶ Average Salary/Benefit	\$62,200	\$28,400
▶ Average Age	50	74
▶ Average Service	13.0 years	NA

## ASSET ALLOCATION (12/31/16)



## EARNED INCOME OF DISABILITY RETIREES (2015)

▶ Number of Disability Retirees	121
▶ Number Who Reported Earnings	27
▶ Number of Excess Earners	0
▶ Total Amount of Refund Due	\$0

▶ 2016 Return	7.74%
▶ 2016 Market Value	\$300.7M
▶ 2012-2016 (Annualized)	7.47%
▶ 1985-2016 (Annualized)	8.08%