

Quincy

1250 Hancock Street
Suite 5065
Quincy, MA 02169
Phone 617-376-1075
Fax 617-376-1149

Board Members

George F. McCray (Chairperson),
Richard P. Crespi, Richard D. Fitzpatrick,
Francis X. McCauley, Roger E. Perfetti

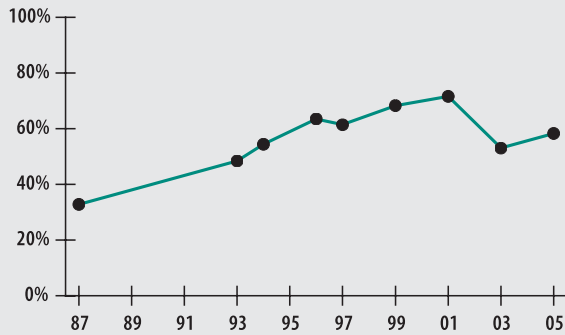
Board Administrator

Edward J. Masterson

Board Meeting

Last Wednesday of each month at 10:00 am

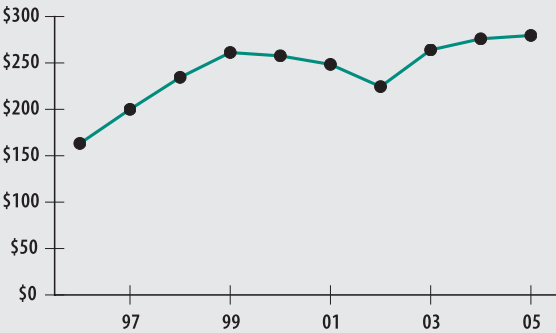
► Funded Ratio (1987-2005)



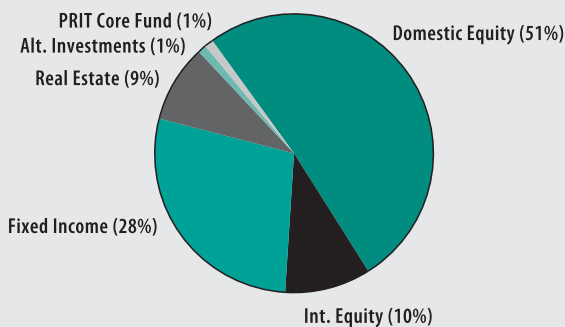
► Investment Return (2001-2005, 5 Year and 21 Year Averages)



► Asset Growth (1996-2005) (Market Value in Millions)



► Asset Allocation (12/31/05)



► ACTUARIAL

• Funded Ratio	58.3%
• Date of Last Valuation	01/05
• Actuary	Stone
• Assumed Rate of Return	8.00%
• Funding Schedule	2.75% Increasing
• Year Fully Funded	2028
• Unfunded Liability	\$197.8 M
• Total Pension Appropriation (Fiscal 2006)	\$18.3 M

	Active	Retired
• Number of Members	1,339	1,773
• Total Payroll/Benefit	\$59.5 M	\$34.0 M
• Average Salary/Benefit	\$44,400	\$19,200
• Average Age	47	71
• Average Service	11.4 years	NA

► INVESTMENT

Domestic Equity

- Chicago Equity Partners
- Earnest Partners, LLC
- PENN Small Cap Fund
- RhumbLine Russell 1000 Growth Pooled Index Fund
- RhumbLine Russell 1000 Value Pooled Index Fund

International Equity

- INVESCO IRT International Equity Fund

Domestic Fixed Income

- GoldenTree High Yield Value Fund
- SSgA Passive Bond Market Index SL Fund

Real Estate

- UBS Participating Mortgage Separate Account (PMSA)
- UBS Real Estate Separate Account (RESA)

Alternative Investments

- PRIT

Core

- PRIT

Consultant

- Meketa Investment Group

Custodian

- State Street

► 2005 Return	7.98%
► 2005 Target	8.25%
► 2005 Market Value	\$279.5 M
► 2001-2005 (Annualized)	6.02%
► 1985-2005 (Annualized)	9.62%